



# OPENBOOK NAVIGATION GUIDE

[Operating Budget - Revenues \(Fiscal Year 2020/21\) - Budget Explorer](#)

**\$551.2 Million**

Breakdown of actuals vs budget by fund type then by organization

## Selecting a Data Visualization

Click on a visualization tile to open the desired data set and fiscal year.

explore by

Main Breakdown ▾ Apply

Budget Year Selection

2021 ▾ Update Year

2021  
Operating Budget - Revenues (Fiscal Year 2020/21)

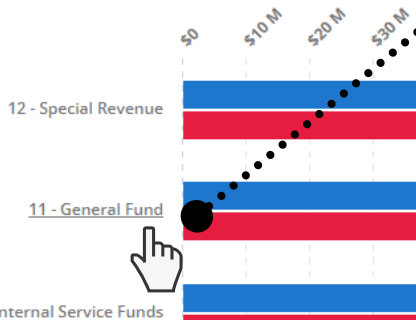
## Selecting a Budget Year

Clicking on the dropdown menu will allow you to choose a fiscal year

2020 = FY 2019/20

2021 = FY 2020/21

Broken down by Fund Category



## Exploring More Detail

Clicking on each item will open a new tab. Each drill down will provide further detail into each budget item.

11 - General Fund 1000 - GENERAL FUND 1049




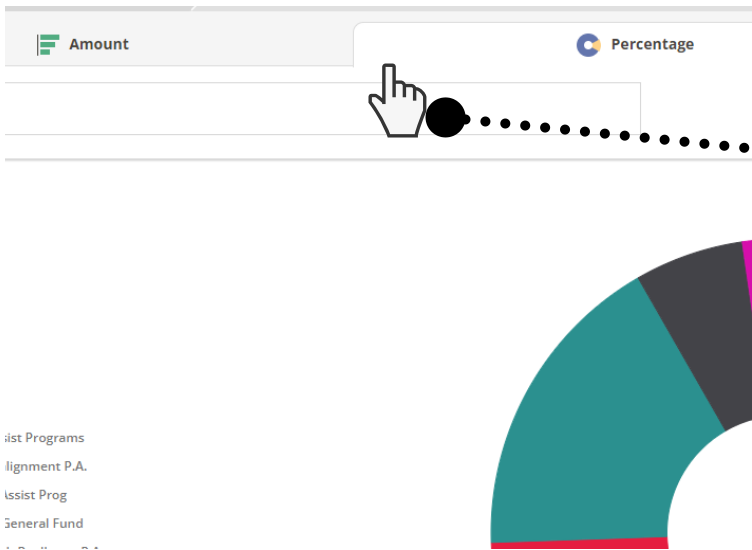
Find...

## Navigating Through Tabs

Selecting a tab from above will help you move through various detail levels for each budget item.

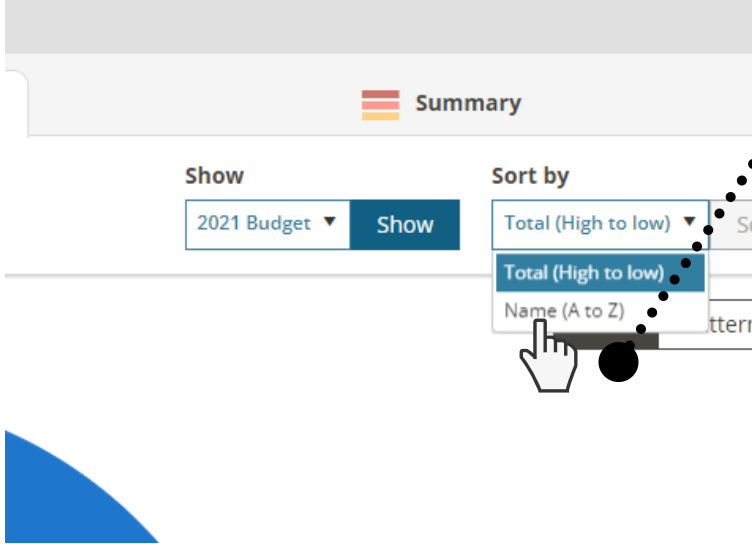
Broken down by Object Code





## Modifying Visuals

Use the visualization tabs to switch between a variety of presentation formats.



## Applying Filters

Use the dropdown menus to sort data. Menus can also be used to switch between budget and actual data.